

# Admiral Plate Flaws ~ Scratching the Surface

**Purpose:** This research exhibit shows that the Constant Plate Flaws of the Canada's 1911 Admiral issue presents an exciting opportunity for research, even after more than a century of philatelic attention.

It presents 56 recent discoveries with two examples of each flaw shown. All of these constant flaws are significant and some deserve 'catalogue status' consideration.

**Background:** Constant plate varieties of stamps produced by steel engraving (e.g. The Admirals), are easily assigned to one of three groups.

These are basic definitions of the three groups:

- 1) Re-entries show design lines that are doubled.
- 2) Retouches show design lines that have been strengthened.
- 3) Plate Flaws show constant marks that are not part of the design.

Examples of each group are illustrated to the right.

The first two groups are quite well documented by Marler, Reiche, Matte and others. In his seminal work, *The Admiral Issue of Canada*, Marler lists many hundreds of re-entries and retouches found on the plate proofs of the issue. It is significant that Marler mentions only a few plate flaws.

Re-entries and retouches are quite straightforward and are constant by definition. By comparison, identification of a constant plate flaw presents a much greater challenge. A constant plate flaw is the result of damage to the plate and will occur each time the sheet is printed. Finding a possible flaw on a stamp requires effort and time. Finding another example of the same flaw is much more difficult, but a second example is necessary to prove that an item is constant.

The odds against finding a second example can be staggering. For example, there are over 65,000 different plate positions of the 1¢ Green sheet stamp alone. Plate damage could also occur later in the printing life of the plate, making the odds even more challenging.

The work of earlier students was impressive, but was not focused on constant plate flaws. There is much left to explore in this neglected area.

***The scans on the following pages show a portion of a stamp with the flaw. The flaw's marks are in the normal stamp colour while the rest of the image has been decolourized.***

## Re-entry



The 3¢ Brown Coil of position 8UR34 showing strong doubling in and below ANA.

## Retouch



The 2¢ Carmine of position 113UR28 showing the primitive retouch of the left crown.

## Plate Flaw



A 5¢ Blue from an unknown plate position showing a strong plate flaw near the 'E' of Five and extending to the 'S' of Cents. Described, but not pictured by Marler, this stamp was the first confirmed example outside Marler's personal collection.



1¢ Green



#### AD Flaw

A heavy linear mark from the right leg of the second 'A' of Canada well into the left base of the 'D'.



#### Mark on Head

There is a large plate flaw on the King's head just below the 'O' of Postage.




#### Mark on Cheek

Almost circular mark on the King's cheek.



#### Beard Flaw

Flaw near the chin of the King's beard.



### Flaw Above AD

A large, round flaw touching the frame and the top two horizontal lines above the 'D' of Canada.



### Scratches at Lower Left

A series of lines in the bottom of the left margin.



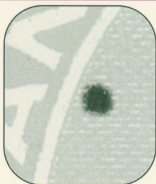
### AN Slash

An indistinct, almost vertical line through the 'AN' of Canada and much sharper marks in the right arm of the 'N'.



### Blob below AN



A large dot or 'Blob' in the portrait oval near the 'AN' of Canada





### Flaw below NT

A curved flaw in the bottom margin under the 'NT' of Cent. The two lines below and to the right are also constant.



### Dot below RNB

A large dot in the bottom margin below the left side of the right numeral box.



### Dot Under E

A dot inside the bottom frame below the 'E' of CENT



### Line at Left

A broken vertical line in the left margin from just above centre to near the top of the left numeral box.





2¢ Carmine



**Bottom Crescent Flaw**

A 'half-circle' shaped mark in the bottom margin below the 'S' of Cents



**Marks in CA**

A group of marks in 'CA' and in the inner oval below 'CA'.



**Bump over A**

A small curved line near the top frame above the 3rd 'A' of Canada.



**Curved Line in Right Box**

A curved line crossing the entire stamp through CENT and both numeral boxes.

2¢ Green



### WO 2 Flaw

A curved line which seems to originate in the 'W' of TWO and ends touching the right '2'




### Line in Upper Right

A strong sloping line starting in the top margin above 'OS' and ending in the right margin opposite 'G'



### Lines in Top Margin

A series of lines in the top margin above 'NADA P'



### Line Ear to G

A strong horizontal line from the King's ear and right to the very bottom of the 'G' of Postage.



### Top Left Slash

A downward sloping line from the top left margin which touches the top frame above the 'P' of Postage.



### Lines in Top Margin

A series of lines in the top margin above 'NADA P'.



### Line in Upper Right

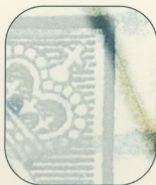
A strong sloping line from the top margin down past the left side of the right crown.



### S2 Flaw

A horizontal line from the 'S' of Cents to the base of the right '2'.





### Line in UR

A very faint downward sloping diagonal line originating near the top of the right frame.



### Lines in Upper Left

A series of several vertical lines in the upper left margin. The two rightmost lines are the most noticeable of the group.



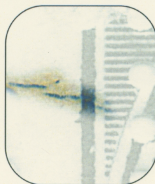
### Line in RNB


There is a vertical line from the top of the right numeral box through the '5'.



### Lines Opposite AN

Two, almost parallel, lines in the upper left margin opposite 'AN'.





### Dot Below P

A strong mark in the inner oval below the 'P' of Postage.



### Dot at Top Right

A large dot in the right of the top margin above the 'S' of Postage.



### Slash in RNB

A diagonal slash in the right numeral box to the left of the '5'.



### Dot in LNB


A small dot in the upper right of the left numeral box.

5¢ Blue & 5¢ Violet




**Top Margin Line**

A short horizontal line in the top margin above the space between 'A' and 'P'.



**Lines above S**

A two-part flaw showing a short, almost vertical line in the top margin above the 'S' and a second much stronger mark from the top frame line to the second horizontal line of the spandrel.



**Dot in UR**

There is a strong dot just above the right frame in the top margin.

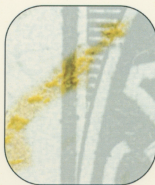


**Flaw LL**

A mark in the bottom margin below the inside vertical line of the left numeral box.








### Flaw Left Margin

A broken line of colour moves diagonally upward toward the 'AN' of Canada from the left margin.



### O Flaw

A thick line through the 'O' of Postage which continues as a thinner line into the outer oval just above the right crown.



### AN Flaw

Strong plate flaw from from the inner oval at the base of 'AN' to the King's forehead.



### CA Marks

Strong plate damage in the 'CA' of Canada and in the outer oval above 'C'.



### AG Flaw

Two almost horizontal and parallel lines from the 'A' and 'G' of Postage into the right margin.



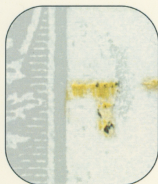

### Arc in RNB

Arc like vertical line to the right of the '7' in the right numeral box. There is a strong dot to the right of the line.



### Top Margin Flaw

Strong plate flaw in the top margin near the frame line and above the 'S' of Postage. The vertical mark in the upper right is also constant.



### Right Margin Flaw

Heavy plate damage in the lower right margin opposite leaves 2 and 3.




### Dash in Upper Right

Short almost vertical dash of colour in the right margin opposite the 'A' of Postage.



### 4UL80

Shows a scratch in the left margin across from leaf 2.



### Spur at Upper Right

Shows an engraving tool 'slip' in the top right horizontal line.



### Scratch at UL

A strong scratch near the top of the left margin.



1¢ Green War Tax & 2+1¢ Carmine War Tax



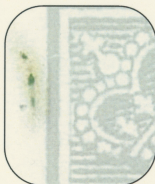
**Scratch at LR**

Scratch in the right and bottom margins below the right numeral box.



**Marks Under LNB**

Two short parallel lines below the right side of the left numeral box.



**Marks at UL**

Three marks in the left margin across from the crown.



**Dot above DA**

Large dot in the top margin above 'DA'.

## 2+1¢ Brown War Tax



### Spur in Top Margin

There is a short spur in the top margin, close to the frame and above the 'DA' of Canada.



### Three Marks in Top Margin

Two curved lines in the upper left corner and one in the upper right corner.



### Line in Upper Left

A curved line from the top margin to the top frame line above the 'DA' of Canada.



### Dot in LNB

There is a strong dot in the left numeral box to the left of the base of the '2'.



### Flaw under T of Cent

A strong mark above the bottom frame just to the right of the 'T'.



### Slash by left 2

There is a diagonal mark to the right of the left '2'.



### Mark under the King's Eye

There is a strong dot on the King's cheek.

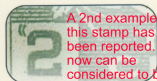


### Slash below C

In the bottom margin, below the 'C' of cents is a strong diagonal flaw.

## There are treasures yet to be found.

This page shows a small sample of Constant Plate Flaw "candidates". They look like legitimate plate flaws, but there is currently only one of each reported. Until a second example is found, they remain just interesting 'oddities'.



### News Flash

A 2nd example of this stamp has just been reported. It now can be considered to be constant.

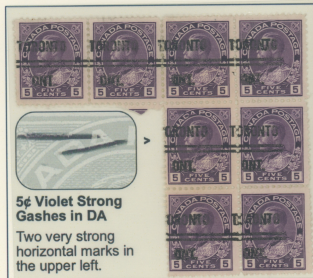
### 2¢ Green Quoted 2

There are a pair of curved marks to the top left of the left '2', which look like a quotation mark.



### A-D Slash

A strong, almost vertical mark from the 'A' to the 'D' of Canada.



### 5¢ Violet Strong Gashes in DA

Two very strong horizontal marks in the upper left.